

TECHNICAL RIDER FOR LUMENS

45 minutes performance

21/5/2024

| | |
|--|----------|
| Summary | 2 |
| Technical crew Requirements | 2 |
| Equipment provided by the venue | 3 |
| <i>Sound Requirements</i> | <i>3</i> |
| <i>Lighting Requirements</i> | <i>3</i> |
| <i>Video Requirements</i> | <i>3</i> |
| <i>Others Requirements</i> | <i>3</i> |
| <i>Other Technical Details</i> | <i>3</i> |
| Equipment provided by the artists | 4 |
| Standard Schedule | 5 |
| Stage Plot | 6 |
| General Setup | 7 |
| Lighting Plan | 8 |
| Photos | 9 |

SUMMARY

(SEE plans and photo)

Initial : _____

- 5 video projectors (**you need to provide the main video projector 1**)
- 1 house sound system (loudspeaker 1 and 2)
- 3 loudspeakers (loudspeaker 3, 4 and 5)
- 1 subwoofer
- 1 central scrim screen (3,6m x 4,8m)
- 2 side screens on stage (1m x 1m)
- 6 side screens (1,5m x 3,6m - 3 screens per side)
- 1 audio computer, 1 video computer (**on stage**, stage right)
- musical instruments and controllers

A first meeting (phone or video conference) with the technical director of the venue is required prior to sign the contract to evaluate the feasibility of the show (with technical director's initials for every section).

A second meeting with the technical director of the venue is required to solve specific venue's technical issues at least one month before the show.

Depending on the venue, you might need to block some of the seats on the sides to make room to install our side screens.

TECHNICAL CREW REQUIREMENTS

Initial : _____

For the performance :

- sound technician
- lighting technician/operator

we bring our own sound engineer

For the setup :

- sound technician
- lighting technician
- 1 other technician

EQUIPMENT PROVIDED BY THE VENUE

Initial : _____

SOUND REQUIREMENTS

- 1 house sound system
- 2 loudspeakers at both sides of the audience
- 1 loudspeaker in the centre of the back of the stage, directed towards the audience
- 1 subwoofer
- 2 returns from the console towards the computer at stage right
- 6 sends from the computer at stage right towards the console (1/4 balanced outputs)
- 2 Shure Beta 53 microphones (or equivalent)
- 1 microphone stand
- 5 XLR cables (5m each)

LIGHTING REQUIREMENTS

- 9 « top » lekos (suspended on the grid on stage)
- 7 « F.O.H. » lekos (on the F.O.H. grid)

VIDEO REQUIREMENTS

- 1 HD video projector (1080p). The projector needs to cover the full size of our scrim screen (12'Hx16'L at the center of the stage, touching the ground)
- HDMI connection from the central projector to the main computer (on stage, stage right side)

OTHERS REQUIREMENTS

- 2 risers 1m x 1m (0.6m high)
- 1 high table (1m x 0.5m x 1mH approx.)
- floor carpet to protect your stage from water if necessary (2m x 2m)
- 1 music stands (Wenger type)

OTHER TECHNICAL DETAILS

- Please note that we will need to install our side screens into the hall (minimum height of 5m)
- Note that we have to hang video projectors 2 and 3 above the audience in the concert hall
- Every video signals will be routed to the main computer on stage
- We need a minimum of 4m height on the stage

EQUIPMENT PROVIDED BY THE ARTISTS

Initial : _____

- 2 video projectors Panasonic PT-DZ680 (lenses 0.9 or 0.7, with racks, pipes and cheeseboroughs if necessary cf. photos)
- 2 video projectors Mitsubishi XD2000
- HDMI extenders SDI BMD with SDI cables 150'
- 1 projection scrim screen 12'H x 16'L touching the floor with self-supporting aluminium frame
- 6 self-supporting (or suspended) projection screen 12'H x 5'L installed on the sides in the audience (cf. photos)
- 2 interactive laser frames with projection surface
- 3 computers
- 1 router
- 2 wireless in-ear monitoring system (Shure PSM300)
- 1 music stand
- 14 electronic drum pads + structures
- 1 snare drum + stand
- 2 EOS cameras
- Motu Ultralite MK5 sound card
- XLR-1/4" balanced adapters
- 2 VGA 25' and 100' cables
- interactive LED lighting system in the instruments
- 3 LED PAR (controlled by our system)
- 1 ATM-350 microphone (snare drum)
- 1 AKG480 microphone (bowl)
- 1 contact microphone
- 2 Kinect cameras
- 1 bowl of water + stand (1m in diameter)
- 2 keyboards + stands
- 10 XLR cables

STANDARD SCHEDULE

Initial : _____

Please note that this schedule is for information purposes only - the schedule can be adjusted.

The day before the show:

- **30 minutes** - unloading
- **5 hours** - set-up (installation, light focus, sound tests and video mapping)
- **3 hours** - rehearsal (we need the local team with us for the dress rehearsal)

The day of the show:

- arrival approx. 1 hour before the show
- line check and tests up to 30 minutes before the show
- doors opening 30 minutes before the show

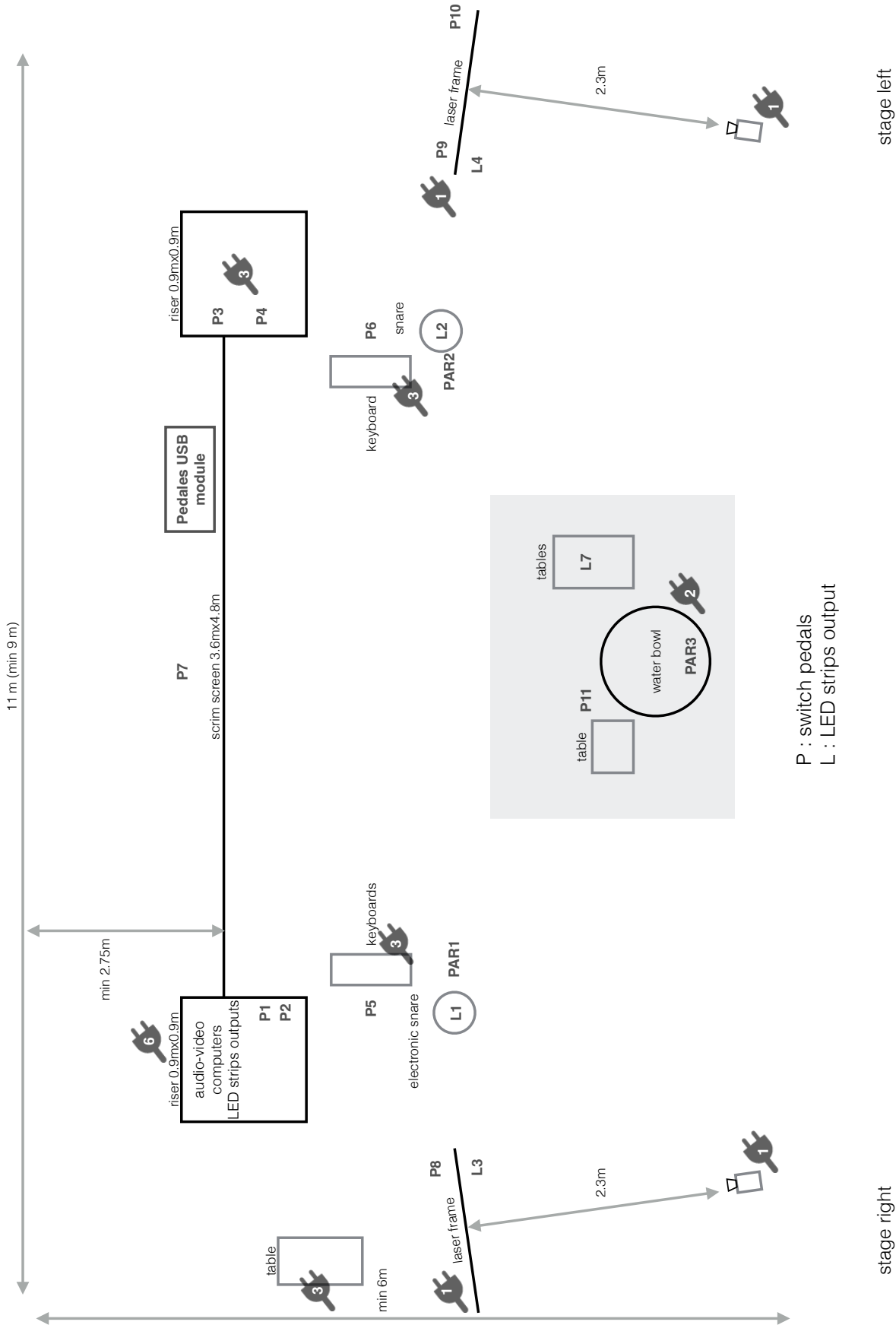
After the last show

- **2 hours** - strike
- **30 minutes** - loading

PLEASE CONTACT US IF THERE IS ANY QUESTIONS

STAGE PLOT

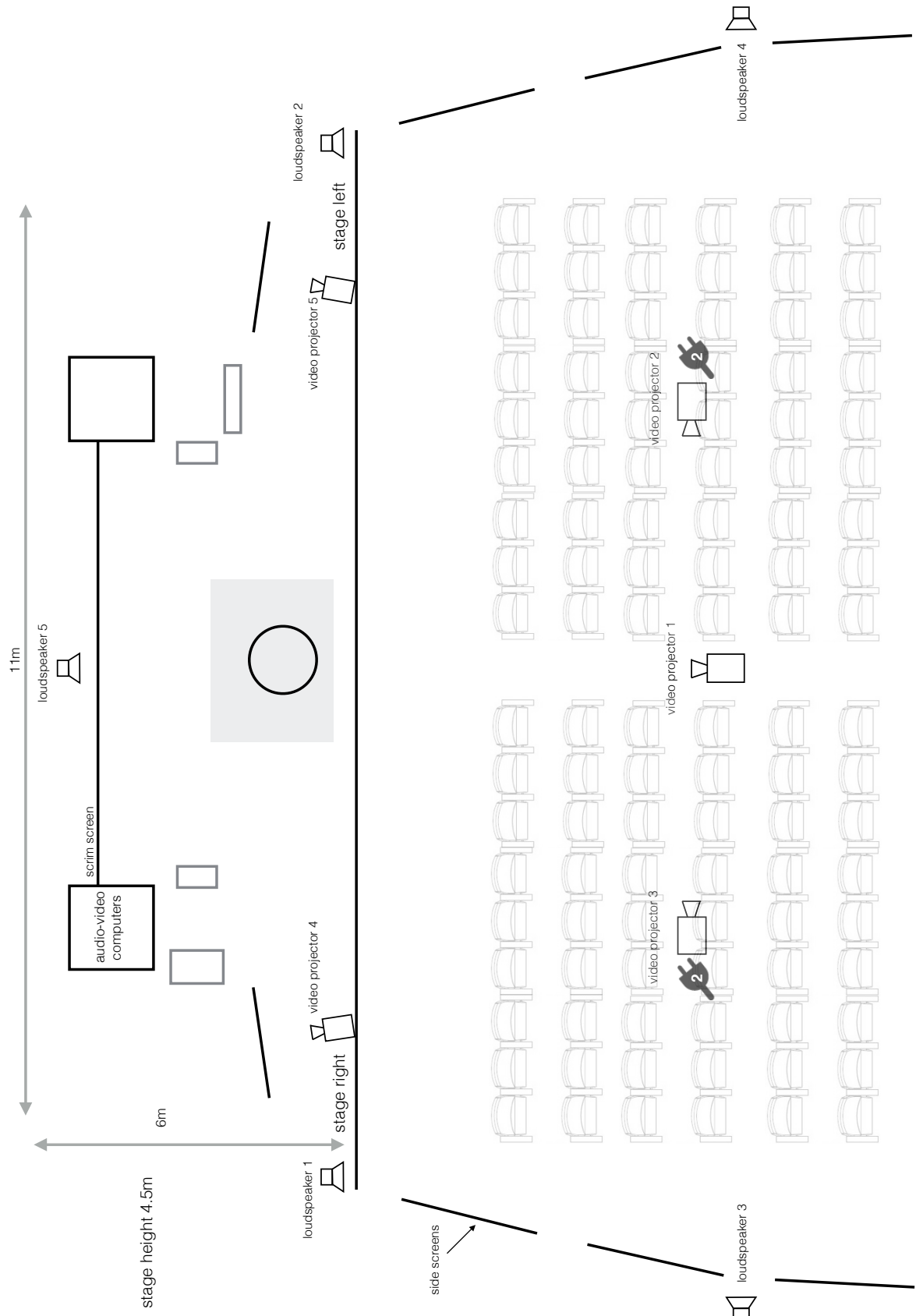
Initial : _____



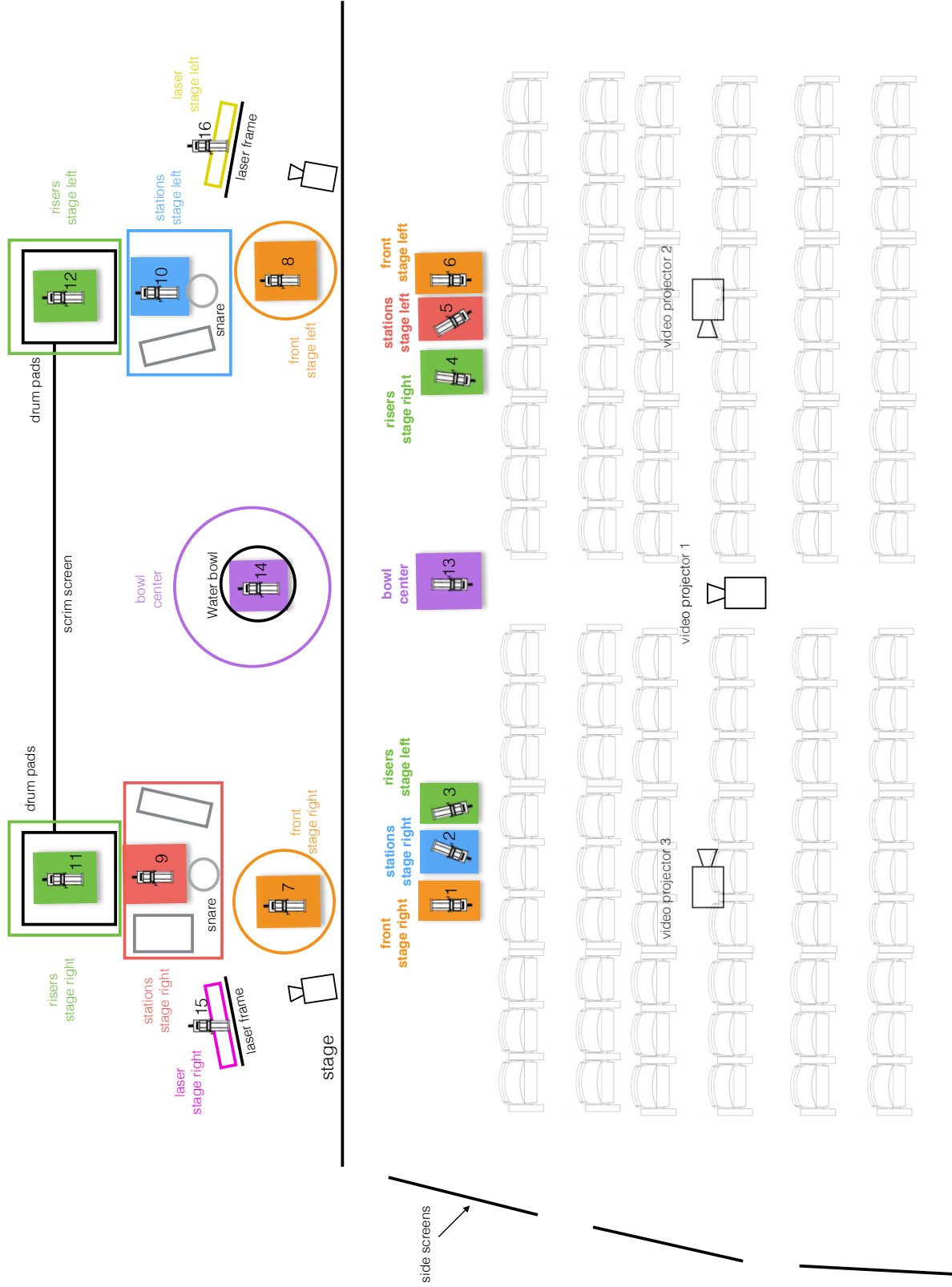
P : switch pedals
L : LED strips output

GENERAL SETUP

Initial : _____



LIGHTING PLAN




PHOTOS

general standard setup :



projector mount with pipe and cheese borough :



ideal telescopic lighting boom stand and C-clamp screen system :